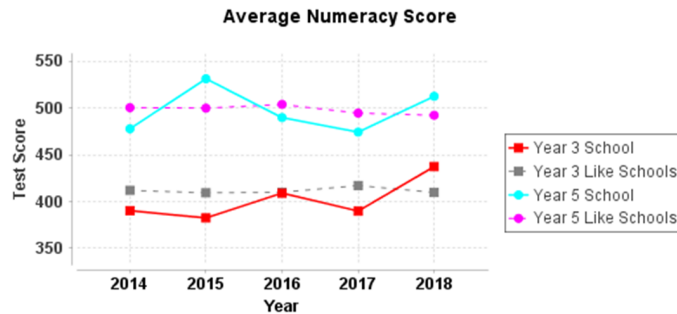


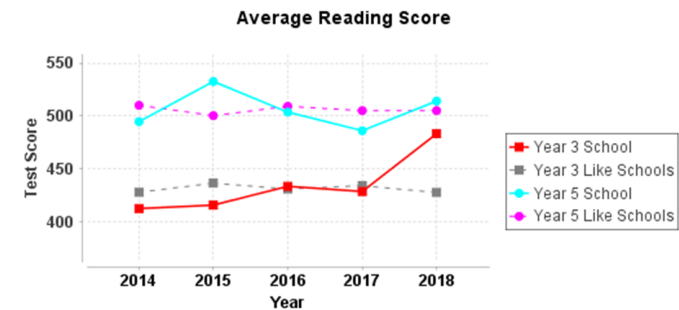
NAPLAN Longitudinal Data 2018: comparison to like-schools

TARGET: Increase NAPLAN scores in Numeracy to be at or above like-schools by 2020



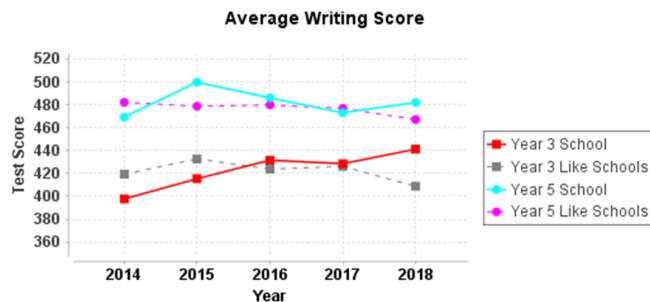
- Achievement in Numeracy has increased compared to previous years with both year groups achieving at a higher level than like-schools.

TARGET: Increase NAPLAN scores in Reading to be at or above like-schools by 2020



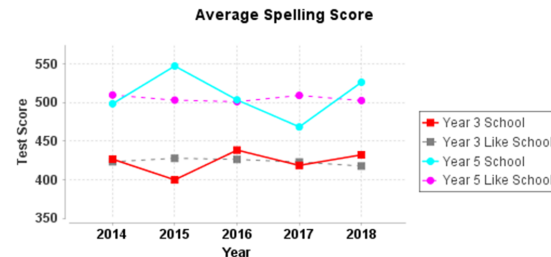
- Achievement in Reading has increased compared to previous years with both year groups achieving at a higher level than like-schools.
- Y3 students achieved at a markedly higher level than like-schools, while achievement in Y5 was slightly higher.

TARGET: Increase NAPLAN scores in Writing to be at or above like-schools by 2020



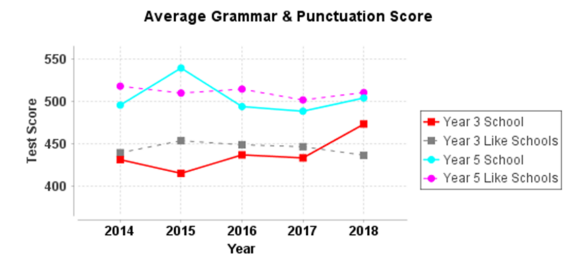
- Achievement in Writing has increased compared to previous years with both year groups achieving at a higher level than like-schools.

TARGET: Increase NAPLAN scores in Spelling to be at or above like-schools by 2020



- Achievement in Spelling has increased compared to previous years with both year groups achieving at a higher level than like-schools.
- Achievement in Y5 has seen a marked increase compared to 2017

TARGET: Increase NAPLAN scores in Grammar to be at or above like-schools by 2020



- Achievement in Grammar and Punctuation has increased compared to previous years for both year groups, particularly Y3.
- Y3 students achieved at a markedly higher level than like-schools, while achievement in Y5 was slightly lower.