

School Survey

Overview

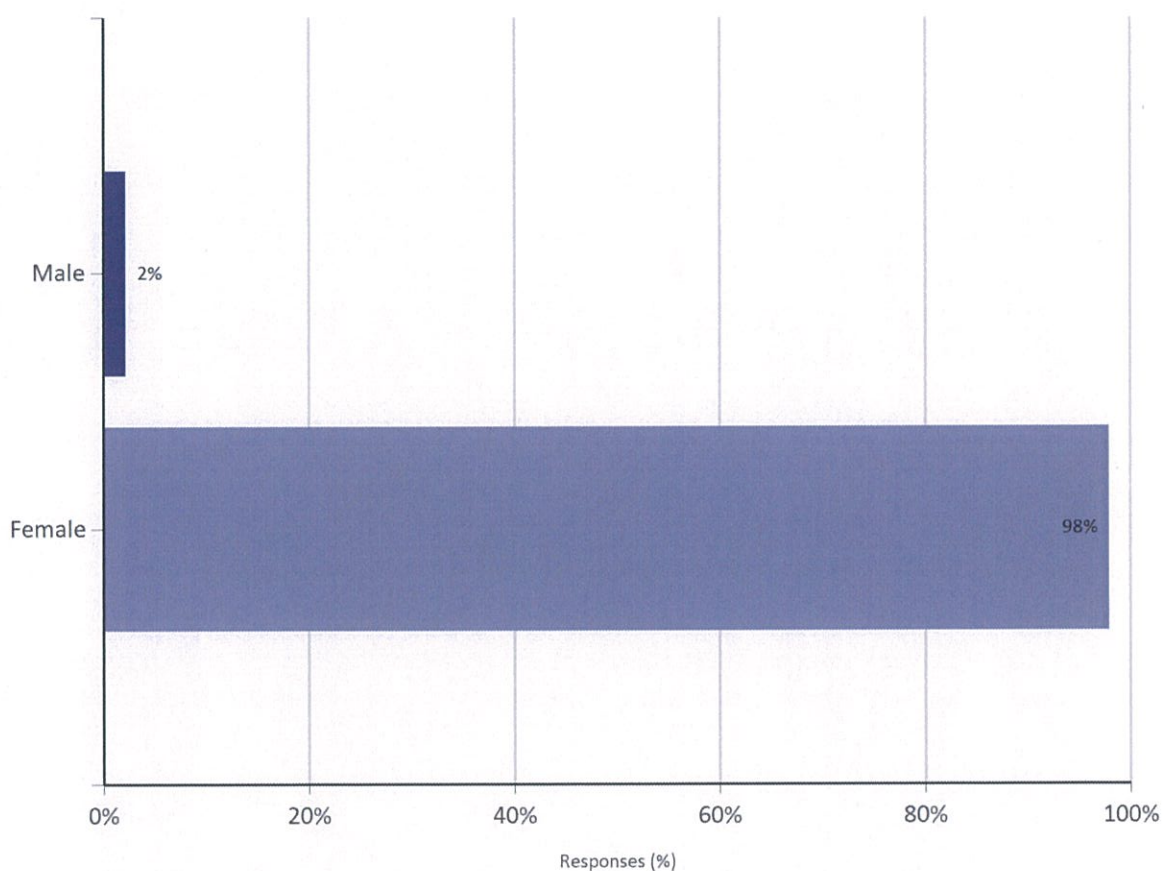
Survey title	Mullaloo Heights Parent Opinion Survey 2016
Report title	Distribution - single
Organisation name	Mullaloo Heights Primary School
Generation time & date	12:31PM - 07 Nov 2016
Generated by	Caroline Booth
Distribution name	Mullaloo Heights Parent Opinion Survey 2016 - 20/10/2016 11:30 AM
School year	2016
Num of online responses	47
Num of manual responses	0

Question overview information	Yes
N/A responses	No
Open text responses	Yes
'Other' responses	Yes
Order of questions	Sequential
Graphs	Yes

1 . Are you male or female?

Question overview

Module name	Parent School Opinion Survey - Demographic Questions (revised 2016)
Module owner	WA Public Schools
Category	None
Mandatory	No
Type	Single response multiple choice
Answered	47
Not answered	0

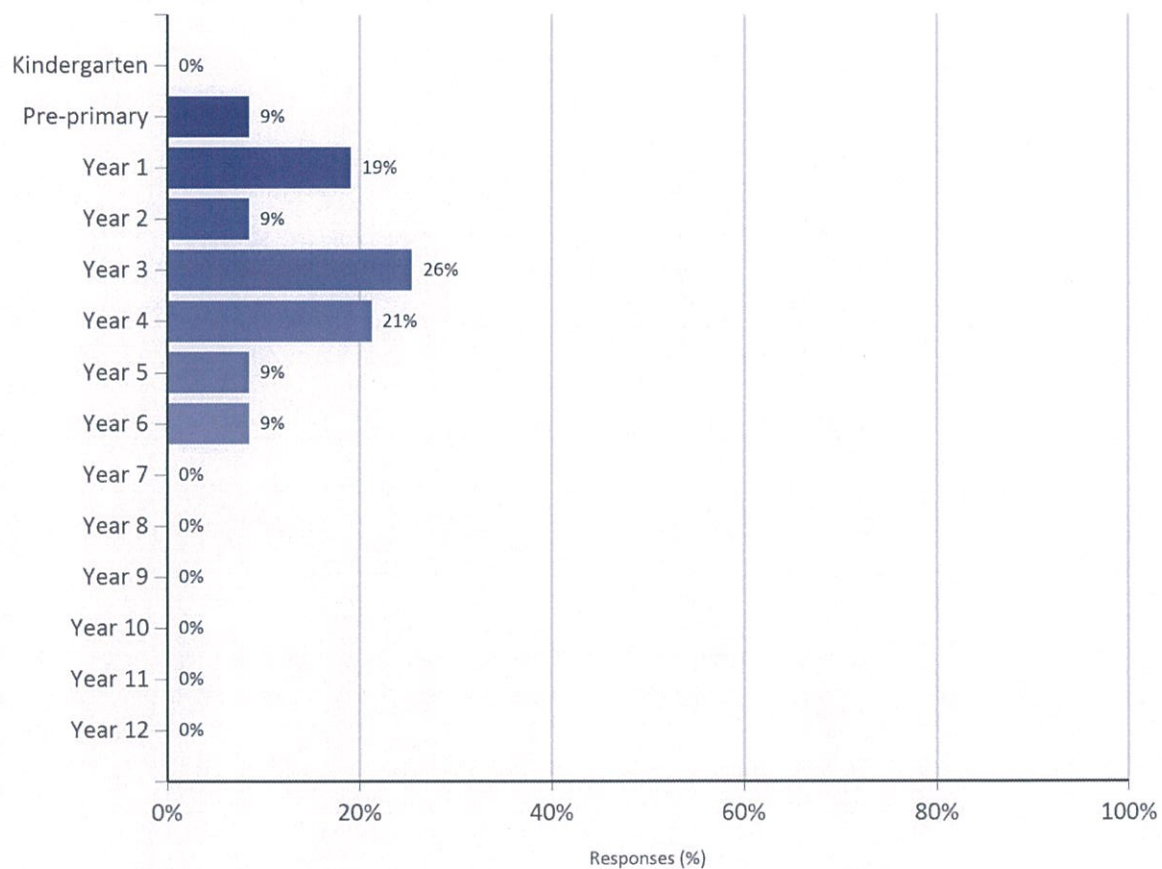


	Male		Female	
	Num	%	Num	%
Number	1	2%	46	98%

2 . What is the Year level of the child you are considering when you answer this survey?

Question overview

Module name	Parent School Opinion Survey - Demographic Questions (revised 2016)
Module owner	WA Public Schools
Category	None
Mandatory	No
Type	Single response multiple choice
Answered	47
Not answered	0



	Kindergarten		Pre-primary		Year 1		Year 2		Year 3		Year 4		Year 5	
	Num	%	Num	%	Num	%	Num	%	Num	%	Num	%	Num	%
Number	-	-	4	9%	9	19%	4	9%	12	26%	10	21%	4	9%

	Year 6		Year 7		Year 8		Year 9		Year 10		Year 11		Year 12	
	Num	%	Num	%	Num	%	Num	%	Num	%	Num	%	Num	%
Number	4	9%	-	-	-	-	-	-	-	-	-	-	-	-

3 . Please rate the items below

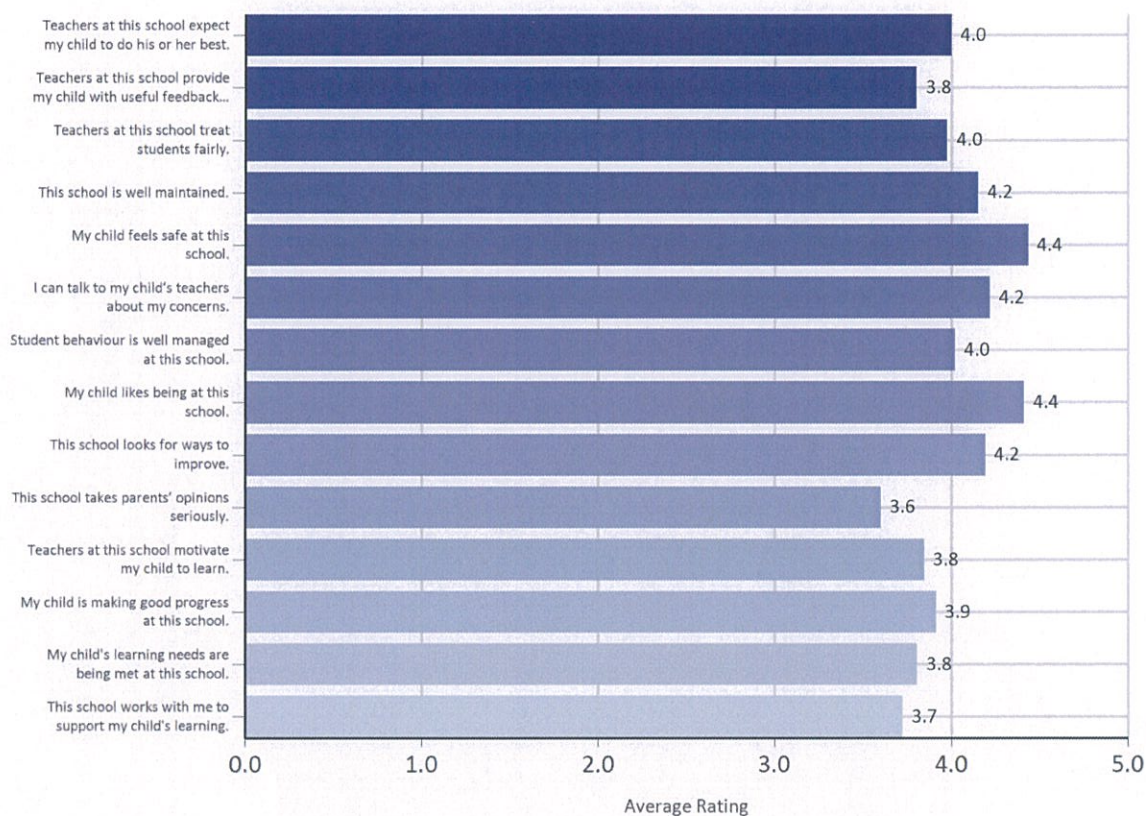
Question overview

Module name	National parent questions
Module owner	National
Category	None
Mandatory	Yes
Type	Multiple rating (multi row likert)
Answered	47
Not answered	0

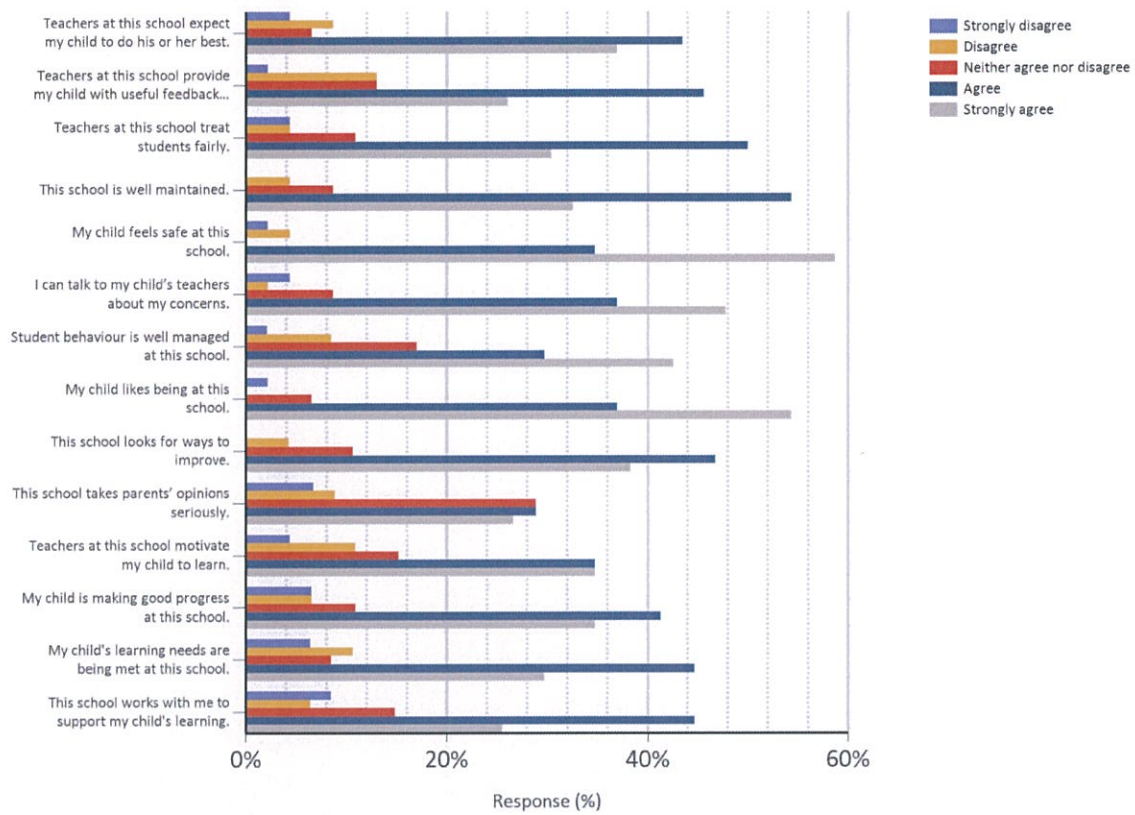
Rating

Score

Strongly agree	5
Agree	4
Neither agree nor disagree	3
Disagree	2
Strongly disagree	1



Mullaloo Heights Parent Opinion Survey 2016



	Strongly disagree		Disagree		Neither agree nor disagree		Agree		Strongly agree	
	Num	%	Num	%	Num	%	Num	%	Num	%
Teachers at this school expect my child to do his or her best.	2	4%	4	9%	3	7%	20	43%	17	37%
Teachers at this school provide my child with useful feedback about his or her school work.	1	2%	6	13%	6	13%	21	46%	12	26%
Teachers at this school treat students fairly.	2	4%	2	4%	5	11%	23	50%	14	30%
This school is well maintained.	-	-	2	4%	4	9%	25	54%	15	33%
My child feels safe at this school.	1	2%	2	4%	-	-	16	35%	27	59%
I can talk to my child's teachers about my concerns.	2	4%	1	2%	4	9%	17	37%	22	48%
Student behaviour is well managed at this school.	1	2%	4	9%	8	17%	14	30%	20	43%
My child likes being at this school.	1	2%	-	-	3	7%	17	37%	25	54%
This school looks for ways to improve.	-	-	2	4%	5	11%	22	47%	18	38%
This school takes parents' opinions seriously.	3	7%	4	9%	13	29%	13	29%	12	27%
Teachers at this school motivate my child to learn.	2	4%	5	11%	7	15%	16	35%	16	35%

Mullaloo Heights Parent Opinion Survey 2016

My child is making good progress at this school.	3	7%	3	7%	5	11%	19	41%	16	35%
My child's learning needs are being met at this school.	3	6%	5	11%	4	9%	21	45%	14	30%
This school works with me to support my child's learning.	4	9%	3	6%	7	15%	21	45%	12	26%

4 . Please rate the items below.

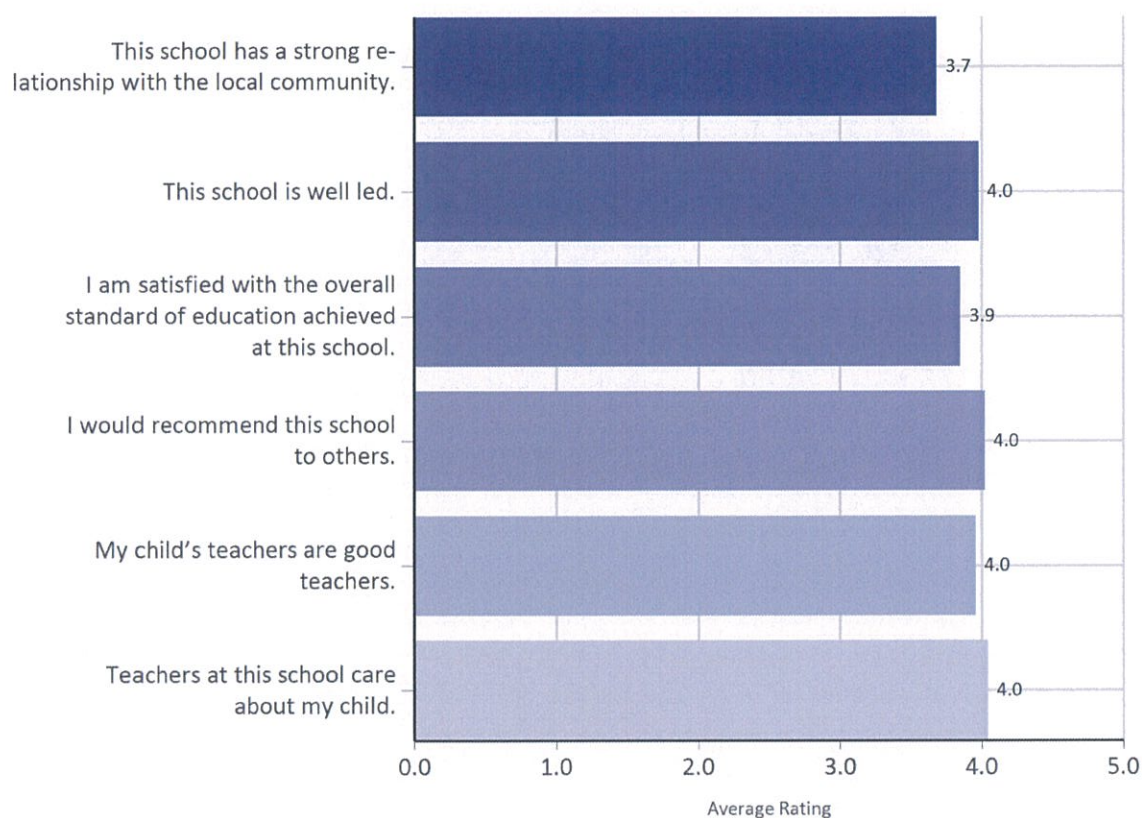
Question overview

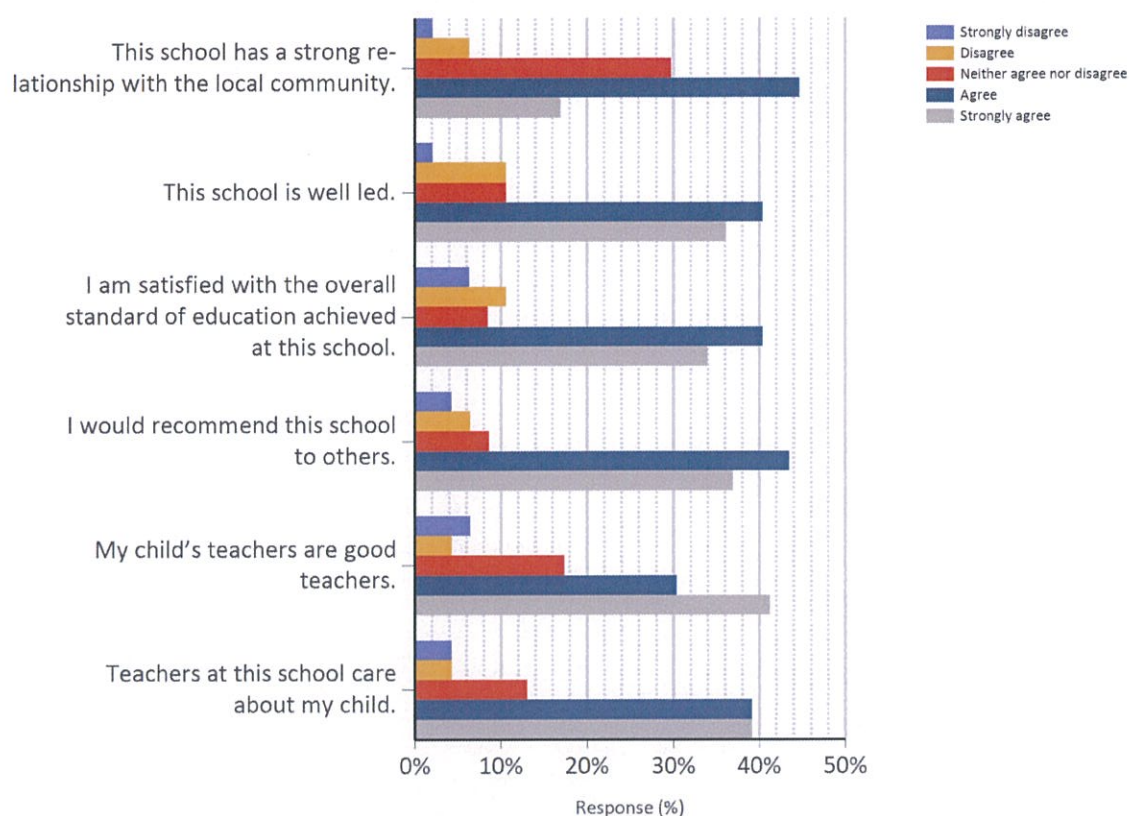
Module name	WA Public Schools - Parent Survey Items (revised 2016)
Module owner	WA Public Schools
Category	Leadership & Management
Mandatory	Yes
Type	Multiple rating (multi row likert)
Answered	47
Not answered	0

Rating

Score

Strongly agree	5
Agree	4
Neither agree nor disagree	3
Disagree	2
Strongly disagree	1





	Strongly disagree		Disagree		Neither agree nor disagree		Agree		Strongly agree	
	Num	%	Num	%	Num	%	Num	%	Num	%
This school has a strong relationship with the local community.	1	2%	3	6%	14	30%	21	45%	8	17%
This school is well led.	1	2%	5	11%	5	11%	19	40%	17	36%
I am satisfied with the overall standard of education achieved at this school.	3	6%	5	11%	4	9%	19	40%	16	34%
I would recommend this school to others.	2	4%	3	7%	4	9%	20	43%	17	37%
My child's teachers are good teachers.	3	7%	2	4%	8	17%	14	30%	19	41%
Teachers at this school care about my child.	2	4%	2	4%	6	13%	18	39%	18	39%

5 . I am made to feel welcome when I visit the front office.

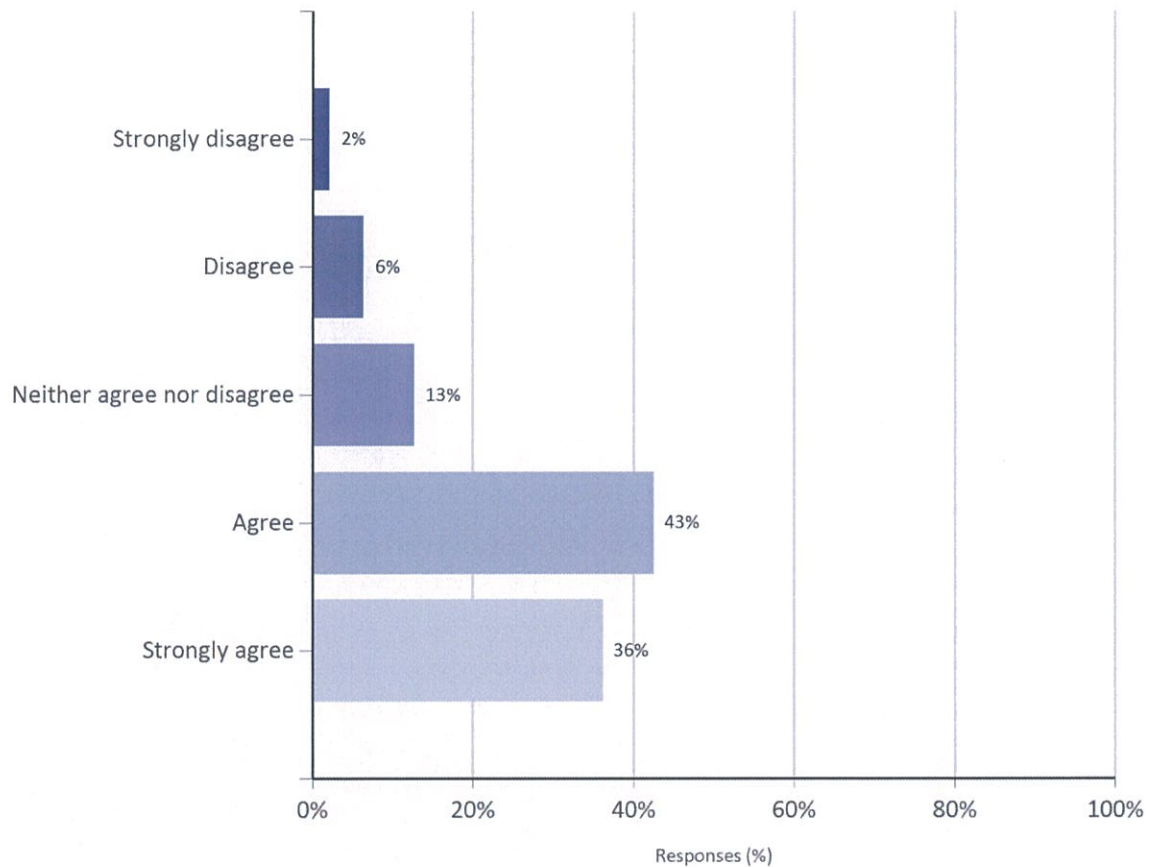
Question overview

Category	None
Mandatory	Yes
Type	Rating (single row likert)
Answered	47
Not answered	0

Rating

Score

Strongly agree	5
Agree	4
Neither agree nor disagree	3
Disagree	2
Strongly disagree	1



	Strongly disagree		Disagree		Neither agree nor disagree		Agree		Strongly agree	
	Num	%	Num	%	Num	%	Num	%	Num	%
Number	1	2%	3	6%	6	13%	20	43%	17	36%

6 . The Principal and Deputy Principal are approachable and I feel I can discuss any concerns I have with them.

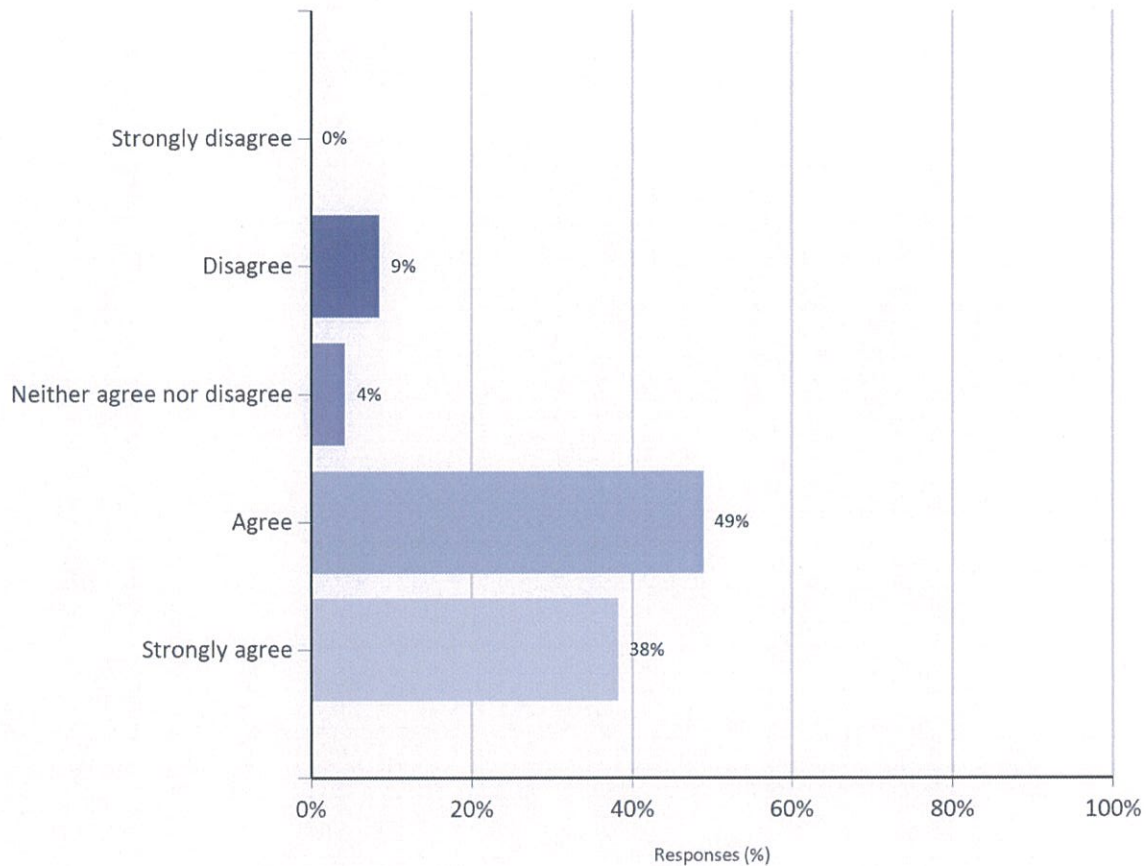
Question overview

Category	None
Mandatory	Yes
Type	Rating (single row likert)
Answered	47
Not answered	0

Rating

Score

Strongly agree	5
Agree	4
Neither agree nor disagree	3
Disagree	2
Strongly disagree	1



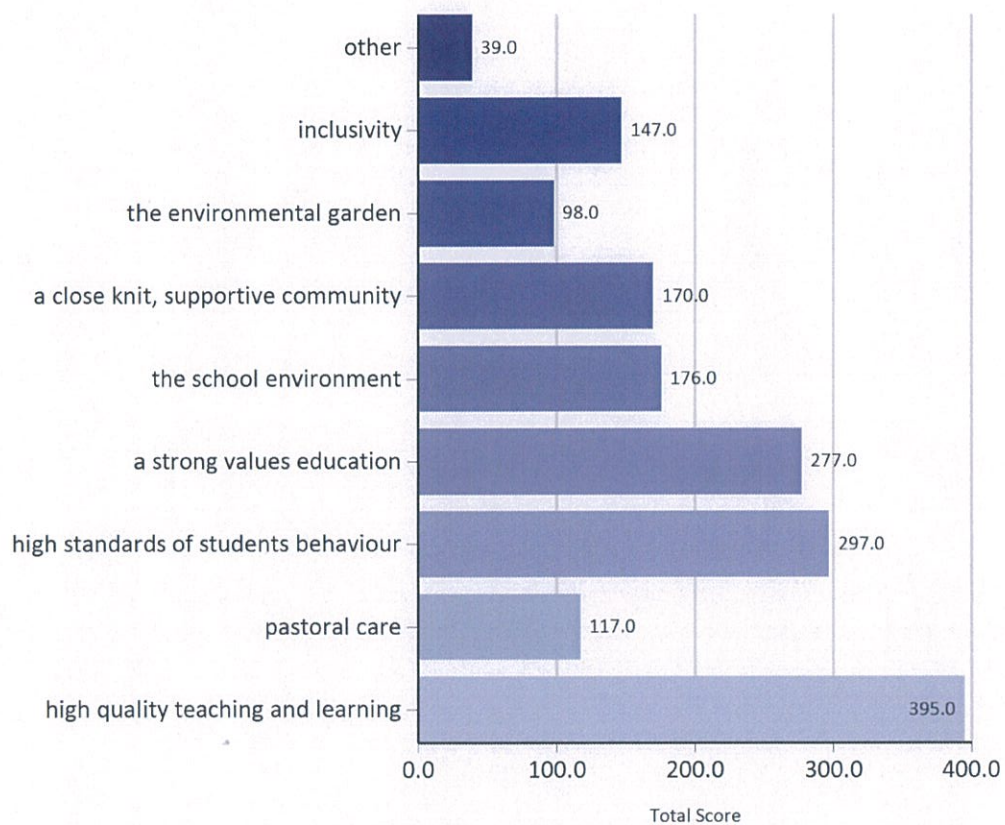
	Strongly disagree		Disagree		Neither agree nor disagree		Agree		Strongly agree	
	Num	%	Num	%	Num	%	Num	%	Num	%
Number	-	-	4	9%	2	4%	23	49%	18	38%

7 . Please rank the following attributes in order of their importance to your child's education at Mullaloo Heights Primary School.

Question overview

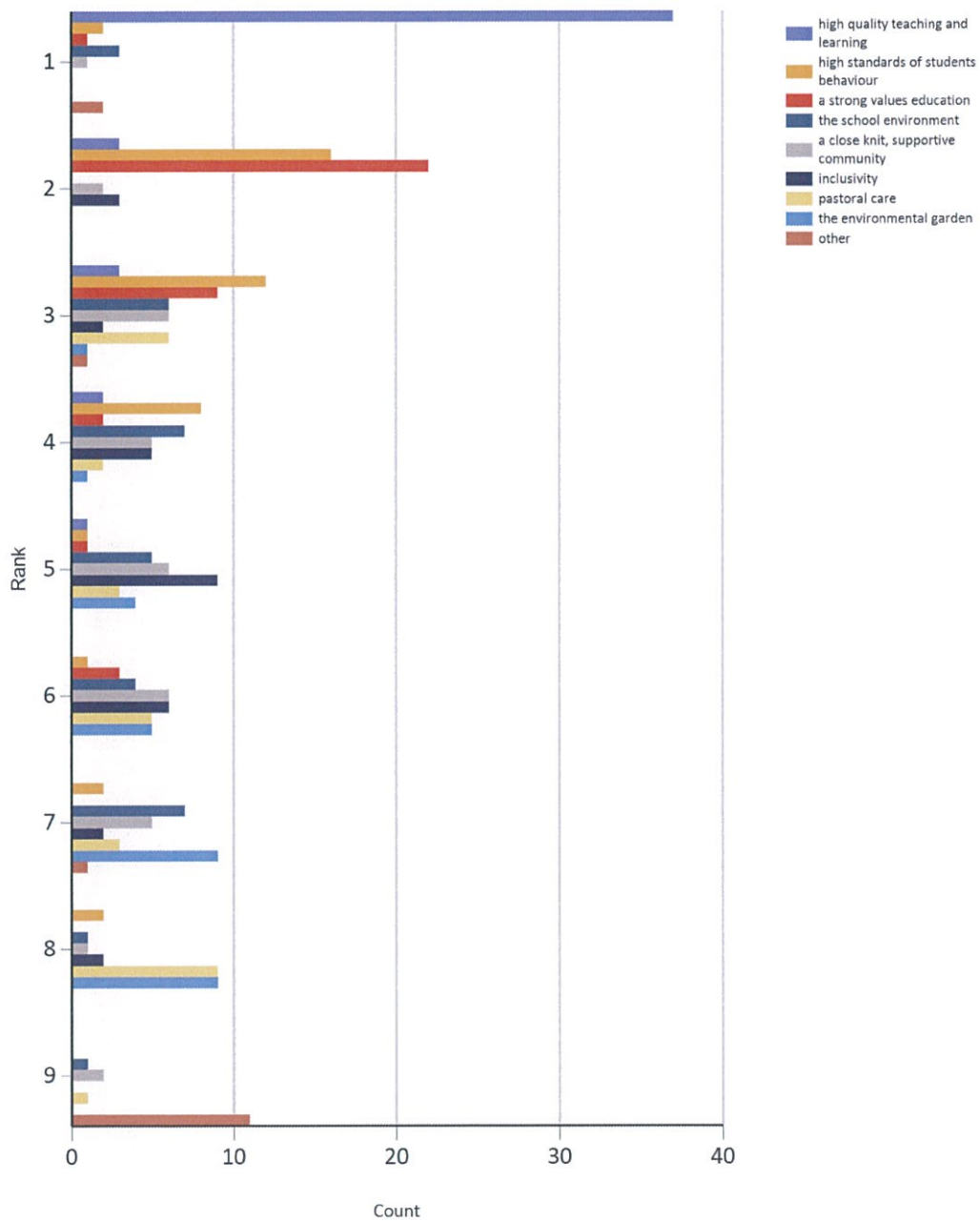
Module name	Attributes 2
Module owner	Mullaloo Heights Primary School
Category	None
Mandatory	No
Type	Ranking
Answered	46
Not answered	1

Ranking By Total Score



	high quality teaching and learning	high standards of students behaviour	a strong values education	the school environment	a close knit, supportive community	inclusivity	pastoral care	the environmental garden	other
Total Score	395	297	277	176	170	147	117	98	39

Ranking Frequencies By Item to Rank



Name	1st	2nd	3rd	4th	5th	6th	7th	8th	9th
other	2	0	1	0	0	0	1	0	11
inclusivity	0	3	2	5	9	6	2	2	0
the environmental garden	0	0	1	1	4	5	9	9	0
a close knit, supportive community	1	2	6	5	6	6	5	1	2
the school environment	3	0	6	7	5	4	7	1	1
a strong values education	1	22	9	2	1	3	0	0	0
high standards of students behaviour	2	16	12	8	1	1	2	2	0
pastoral care	0	0	6	2	3	5	3	9	1
high quality teaching and learning	37	3	3	2	1	0	0	0	0

8 . If you ranked 'other' higher than any of the other attributes, please explain what you mean by 'other'.

Question overview

Module name	Attributes 2
Module owner	Mullaloo Heights Primary School
Category	None
Mandatory	No
Type	Extended text response
Answered	4
Not answered	43

wholistic education which places equal importance on all aspects of learning, incorporating the arts (art, music, drama), academia, sports, life skills so that each child has an opportunity to shine and discover something they are gifted and skilled at.

Giggling Gecko

Regular communication between teachers & parents (via Dojo or email or phone call or meeting) just to let the parent know where the child is at - this is most important if the child is struggling in an area (I found out in June that my child was struggling in an important area, it would have been good to have known this earlier on in the year). Teachers need to be friendly and approachable, and to show a genuine care for each child.

Play based programs and more time for free play. Helping the children to work together rather than encouraging them to compete against each other.